



GEN 2

GEN 3

TEE BOX BAY DISPENSER

GENERATION 2 | GENERATION 3

CONTENTS

1 General information	3	3 Design and function	8
1.1 Foreword	3	3.1 General.....	8
1.2 Terms and conditions	3	3.2 Tee Box parts	9
1.3 EC Declaration of Conformity	4	3.3 Unpacking and assembling	9
1.4 Description	5	3.4 Installation instructions	9
1.5 Identification	5	3.5 Operation of the Tee Box.....	9
1.6 Technical data	6	4 Maintenance.....	9
2 Safety Instructions	6	5 Spare parts.....	10
2.1 General.....	6	5.1 Spare parts dispensing.....	10
2.2 Remaining risks	7	5.2 Spare parts inside	10
2.3 Authorised use.....	8	5.3 Spare parts outside	11
2.4 Unauthorised use	8	6 Contact	11
2.5 Emergencies	8	6.1 Range Servant AB	11
2.5.1 Fire	8	6.2 Retailers and representatives.....	11
2.6 Operational reliability	8		

1 General information

1.1 Foreword

Thank you for choosing Range Servant AB as a supplier. We are grateful to have you as a customer.

This User's manual contains information you will need to maintain to operate the unit. Read through and understand this User's manual before you take the machine into use. If these instructions are not followed, the machine might get damaged or cause injury. In many cases, following the instructions is a necessary condition for Range Servant's warranty to be applicable. Each person operating the machine must read these instructions.

No part of this publication may be reproduced without the written authorization of Range Servant.

1.2 Terms and conditions

All information regarding warranty, defects or liability are outlined in Range Servant's General Terms and Conditions for Delivery applicable to your purchase.

If you have any questions, or if problems should arise, please contact your Range Servant representative.

1.3 EC Declaration of Conformity

In accordance with the Machine Directive 89/392/EEC, annex IIA.

The Manufacturer:

RANGE SERVANT®

Range Servant AB
Skallebackavägen 11
SE-302 41 HALMSTAD
Sweden

The Representative:

(To be filled in by a representative established within the EU)

.....
Company

.....
Address

.....
Telephone

Declare that:

.....
Machine

.....
Type

.....
Serial no., manufacturing no. etc.

A. is in conformity with Council Directive 89/392/EEC of 14 June 1989 concerning approximation of the laws of the Member States relating to machines in particular as referred to in Annex I to this Directive concerning essential health and safety requirements in connection with the design and manufacture of machines, as amended by Council Directive 91/368/EEC of 20 June 1991 on the amendment of Directive 89/392/EEC concerning approximation of the laws of the Member States relating to machines;

B. (if applicable) are manufactured in accordance with the following regulations, directives etc.:

C. (if the requirements under A have been fulfilled) that the harmonized standards 292-1, 292-2 and 292-2A (or parts thereof) have been applied

D. (if applicable) are manufactured according to the following national standards and technical specifications.

Halmstad on

.....
Date

Elvis Knez
President

.....
Signature

1.4 Description

The Range Servant Tee Box Bay Dispenser is available in Generation 2 and Generation 3.

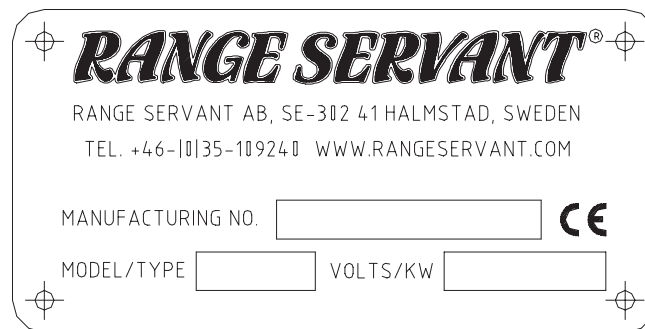
The Tee Box is placed close to the hitting mat, so that the golfer can dispense range balls, one at a time. This gives the facility the opportunity to sell time, as well as integrate with the market's leading tracking technologies.

The Tee Box can be customized with branding, logos or other instructions and will provide the upscale experience that most modern ranges require.

1.5 Identification


You will find details on the product identification tag, which is clearly visible and displays the following:

- Manufacturer's name and address
- Serial or type designation
- Any serial numbers
- Year of manufacture



1.6 Technical data

	Gen 2	Gen 3	Gen 3 left
General:			
Capacity [balls]	2000	1800	1600
Dimensions:			
Height (approx.) [mm] /([in])	857 (34)	755 (30)	755 (30)
Width (approx.) [mm] /([in])	1259 (50)	1087 (43)	1087 (43)
Length (approx.) [mm] /([in])	701 (28)	313 (12)	313 (12)
Approx. total weight, empty [kg]	60	40	40
Electric system:			
Mains voltage [V, 50/60 Hz]	100-240	100-240	100-240
Power rating [W]	75	75	75
Operating Conditions:			
Operating Temperature [°C] /([°F])	-10 - +50 (+14- +122)		



Generation 2



Generation 3

2 Safety Instructions

2.1 General

Safety measures are a combination of measures taken by the manufacturer when designing and building the machine and measures that have to be taken by the user.

The machine has been designed to function for its intended purpose. It has been designed and manufactured in such a way that configuration and maintenance can take place with the least possible risks to the operator, provided such work is carried out according to the instructions laid down in the User's Manual.

The objective of the safety measures is to eliminate all accident hazards during the operational life of the machine which also includes the assembly and dismantling of the machine, including any hazards arising as a consequence of such abnormal circumstances as can be anticipated.

Accessories and spare parts that have not been approved by Range Servant can lead to personal injuries and/or equipment damage and affect the operational reliability of the machine. For the sake of safety you should therefore exclusively use accessories and original Range Servant spare parts recommended by Range Servant.

For the sake of the safety, Range Servant recommends the use of original, factory-approved spare parts and accessories.

All Range Servant retailers keep accessories and spare parts at your disposal along with competent advice. They also have the technical qualifications necessary for installing your machine and are informed about what technical changes are authorised.

Damage caused by the use of accessories and spare parts not having been approved by Range Servant and damage due to unauthorised technical modifications are not covered by the warranty obligation.

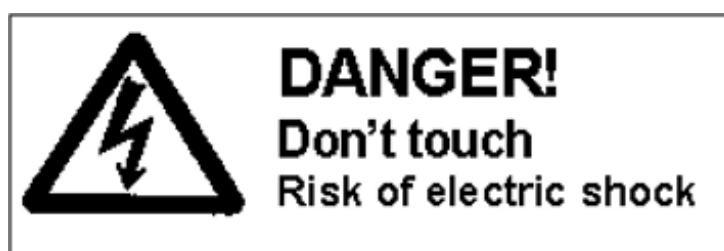
2.2 Remaining risks

There are warning signs serving as a reminder and warning to the user of any remaining risks, i.e. risks that we have not been able to eliminate, or sufficiently minimise, in our design and against which technical safety measures do not provide complete, or sufficient, protection. The warning signs shall be written in the local language and, on request, in the language understood by the respective operator. The signs are yellow with black characters. They are big enough to be readable from a distance of three meters.



Warning signs on front hatch

- Always disconnect the power supply to the machine before carrying out maintenance or service work. This is done by unplugging the cable from the outlet.



Warning signs in control box

- Never touch the circuit board or other electrical components in the control box. They can be current conducting and cause injury to person and/or equipment damage.
- Mechanical or electrical alterations may only be undertaken in consultation with Range Servant.

2.3 Authorised use

For the Tee Box to operate properly, balls must be clean and undamaged to reduce the risk of getting stuck or damaging the machine.

Distribution of balls may only start provided the machine has been installed according to the instructions contained in this Manual.

2.4 Unauthorised use

Using accessories or spare parts not recommended by Range Servant might cause personal injury and/or equipment damage and affect the operational reliability of your ball dispenser. For safety reasons, use only those components recommended by us. They are intended for your machine, they have been chosen for safety reasons and they are approved by the manufacturer.

Damage caused by the use of accessories and spare parts not having been approved by Range Servant or damage due to unauthorised technical changes are not covered by the warranty obligation.

2.5 Emergencies

2.5.1 Fire

Water shall be used as an extinguisher in the event of fire, except if the fire is located in the electric equipment, where a carbon dioxide extinguisher must be used.

2.6 Operational reliability

For trouble-free operation and long service life the instructions below should be followed:

- Place the Tee box on a firm and level surface.
- Never strain the machine by loading it with more balls than recommended. The loading capacity for your machine is stated in the Technical Specifications in the Manual.
- The machine should be connected to its own wall socket to prevent interference with its electronic system.
- Make sure that the electric box is always properly shut and covered behind the wall when rinsing the machine. Moisture and water can damage the electrical components.
- When cleaning inside the Tee box never spray water directly onto the electric motor and connector.

3 Design and function

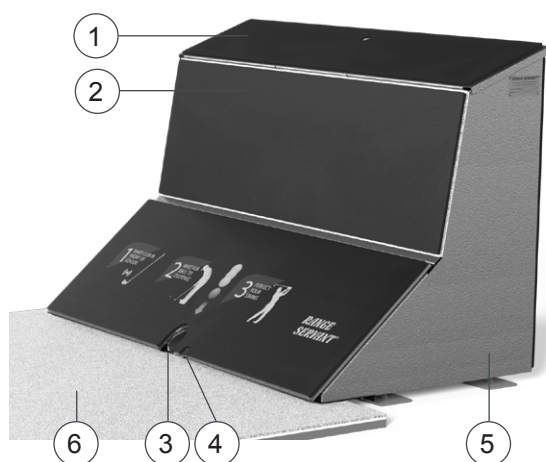
3.1 General

The Range Servant Tee Box Bay Dispenser is available in Generation 2 and Generation 3.


The Tee Box is placed close to the hitting mat, so that the golfer can dispense range balls, one at a time. This gives the facility the opportunity to sell time, as well as integrate with the market's leading tracking technologies.

The Tee Box can be customized with branding, logos or other instructions and will provide the upscale experience that most modern ranges require.

3.2 Tee Box parts



Generation 2



Generation 3

Pos.	Description
1	Lid
2	Padding
3	Ball outlet
4	Outfeed sensor
5	Power cord
6	Range mat

3.3 Unpacking and assembling

Dear customer, to unpack and assemble/install the Tee Box properly and trouble free, please contact authorized Range Servant personnel.

3.4 Installation instructions

Place the Tee Box on a firm surface in level. Place the range mat in front of the Tee Box. If wanted, fix the Tee Box into the ground. Plug it into a 230V power outlet.

3.5 Operation of the Tee Box

Open the lid and pour balls into the Tee box. Affect the sensor which is placed on the right side of the ball outlet to start the unit. Affect the sensor every time you want a ball to be fed out.

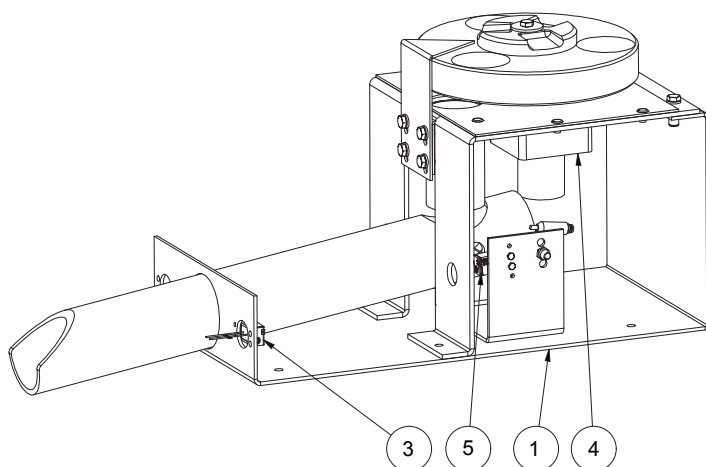
4 Maintenance

1. Daily check 2. Weekly check 3. Once every season

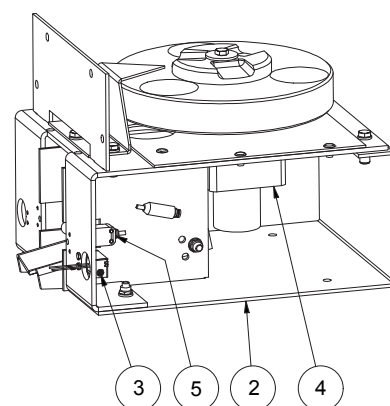
Tee Box	1	2	3
Check mixer wheel for damages.			x
Remove balls caught under the feeding unit.		x	
Check the hopper for dirt, damaged balls etc, remove.	x		
Clean the “new ball” sensor and the senor attached on the ball pipe inside the Tee box.		x	

5 Spare parts

5.1 Spare parts dispensing



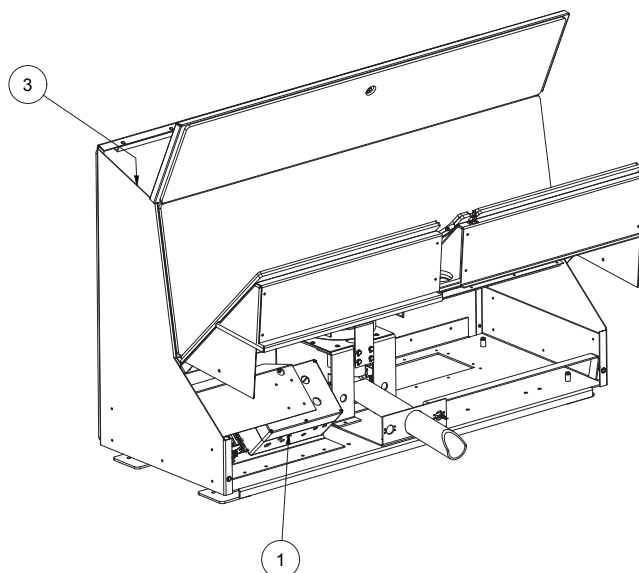
Generation 2



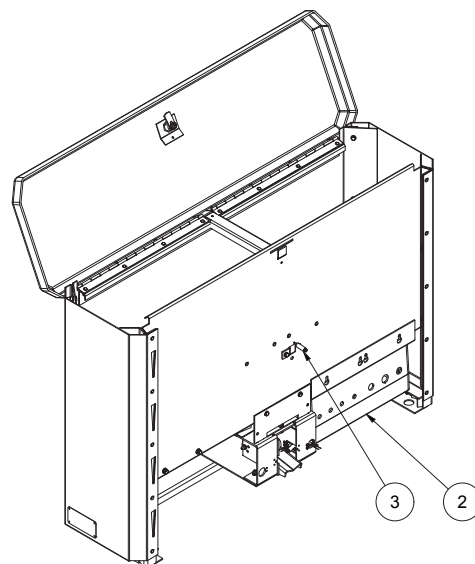
Generation 3

Pos	Part No.	Description	Gen 2	Gen 3
1	1000218	Complete Dispensing Mechanism Tee box	x	
2	1000967	Complete Dispensing Mechanism Tee box		x
3	930218	Outfeed sensor	x	x
4	TJM0161	Agitator motor	x	x
5	930218	Sensor ball on the way	x	x

5.2 Spare parts inside



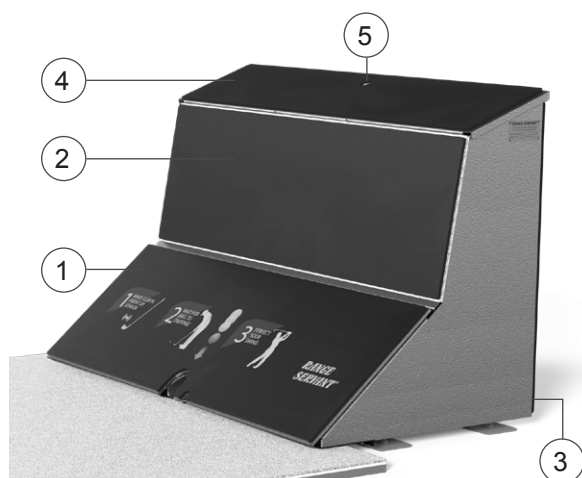
Generation 2




Generation 3

Pos	Part No.	Description	Gen 2	Gen 3
1	1000287	Electrical cabinet	x	
2	1001190	Electrical cabinet		x
3	930571	Sensor, low ball level	x	x

5.3 Spare parts outside



Generation 2



Generation 3

Pos	Part No.	Description	Gen 2	Gen 3
1	1001030	Padding, front lower	x	
2	1000195	Padding, front upper	x	
3	1000303	Padding, back	x	
4	1000333	Padding, lid	x	
5	101900	Lock with 2 keys	x	x
6	1001113-STD	Padding		x
7	1001157-STD	Padding, left outfeed (Gen 3)		x

6 Contact

6.1 Range Servant AB

Skallebackavägen 11
SE-302 41 HALMSTAD
Sweden

Telephone: +46 35 10 92 40
E-mail: sales@rangeservant.com

6.2 Retailers and representatives

The following list contains all the necessary information concerning the Range Servant representative closest to where you live. The list is continuously updated on our home page www.rangeservant.com

**MADE IN
SWEDEN**

since 1986

Founded in Halmstad, Sweden in 1986, Range Servant's founder, Jordan Knez, saw a need to improve equipment for the golf industry. Using sustainability and durability as guiding principles, he combined his enthusiasm for golf and technical expertise to develop Sweden's first ball dispensers, washers, and ball pickers. In the early 90's, Range Servant expanded to the United States and developed a distributor network around the world. In 2023 we finally expanded into the UK with our own company. Range Servant handles nearly 10 billion balls annually and are considered the market leader in driving range equipment.

Range Servant produces and sells driving range equipment and solutions that manage the picking, washing, dispensing, and overall handling of golf balls. Each customer is unique, and we are always happy to assist with technical support, spare parts, installation, and project management. Range Servant offers a wide variety of accessories to round out a complete catalog of high-quality range equipment.

**Our goal is to inspire the golfer to hit more balls
and to help the range owner operate a carefree
and more profitable business.**

RANGE SERVANT®

RANGE SERVANT AB | Skallebackavägen 11 | SE-302 41 Halmstad | Sweden
Phone: +46 35 10 92 40 | support@rangeservant.com | www.rangeservant.com

